

**TEST REPORT
IEC 62368-1****Audio/video, information and communication technology equipment
Part 1: Safety requirements****Report Number**..... : SZES230900594701**Date of issue** : 2023-11-07**Total number of pages** : 86 Pages**Name of Testing Laboratory
preparing the Report** : SGS-CSTC Standards Technical Services Co., Ltd. Shenzhen
Branch**Applicant's name** : TPV Electronics (Fujian) Co., Ltd.**Address** : Rongqiao Economic & Technological Development Zone, Fuqing,
Fujian, China**Test specification:****Standard** : IEC 62368-1:2018**Test procedure**..... : CB Scheme**Non-standard test method**..... : N/A**TRF template used** : IECEE OD-2020-F1:2021, Ed.1.4**Test Report Form No.**..... : IEC62368_1E**Test Report Form(s) Originator**.... : UL(US)**Master TRF** : Dated 2022-04-14**Copyright © 2022 IEC System of Conformity Assessment Schemes for Electrotechnical Equipment and Components (IECEE System). All rights reserved.**

This publication may be reproduced in whole or in part for non-commercial purposes as long as the IECEE is acknowledged as copyright owner and source of the material. IECEE takes no responsibility for and will not assume liability for damages resulting from the reader's interpretation of the reproduced material due to its placement and context.


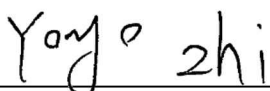

If this Test Report Form is used by non-IECEE members, the IECEE/IEC logo and the reference to the CB Scheme procedure shall be removed.

This report is not valid as a CB Test Report unless signed by an approved CB Testing Laboratory and appended to a CB Test Certificate issued by an NCB in accordance with IECEE 02.

General disclaimer:

The test results presented in this report relate only to the object tested.

This report shall not be reproduced, except in full, without the written approval of the Issuing CB Testing Laboratory. The authenticity of this Test Report and its contents can be verified by contacting the NCB, responsible for this Test Report.

| | | |
|---|---|---|
| Test item description | LCD Monitor | |
| Trade Mark(s) |  | |
| Manufacturer | Same as applicant | |
| Model/Type reference | Q27G4, Q27G4XN, 27G4X, Q27G4X, 27G4, **27G4***** (* can be A-Z, a-z, 0-9, blank or symbol +, -, /, \, or sign absence or no mark or no symbol) | |
| Ratings | 100 - 240 V ~, 50 / 60 Hz, 1,5 A, Class I | |
| Responsible Testing Laboratory (as applicable), testing procedure and testing location(s): | | |
| <input checked="" type="checkbox"/> CB Testing Laboratory: | SGS-CSTC Standards Technical Services Co., Ltd. Shenzhen Branch | |
| Testing location/ address | No. 1 Workshop, M-10, Middle Section, Science & Technology Park, Shenzhen, Guangdong, China | |
| Tested by (name, function, signature) | Yoyo Zhi / Project Engineer |  |
| Approved by (name, function, signature) .. | Emily Wang / Report Reviewer |  |
| Testing procedure: CTF Stage 1: | | |
| Testing location/ address | | |
| Tested by (name, function, signature) | | |
| Approved by (name, function, signature) .. | | |
| Testing procedure: CTF Stage 2: | | |
| Testing location/ address | | |
| Tested by (name, function, signature) | | |
| Witnessed by (name, function, signature) . : | | |
| Approved by (name, function, signature) .. | | |
| Testing procedure: CTF Stage 3: | | |
| Testing procedure: CTF Stage 4: | | |
| Testing location/ address | | |
| Tested by (name, function, signature) | | |
| Witnessed by (name, function, signature) . : | | |
| Approved by (name, function, signature) .. | | |
| Supervised by (name, function, signature) : | | |

List of Attachments (including a total number of pages in each attachment):

Attachment 1: 21 pages of Photos.

Attachment 2: 5 pages of Construction of Transformer;

Attachment 3: 20 pages of EUROPEAN GROUP DIFFERENCES AND NATIONAL DIFFERENCES;

Attachment 4: 29 pages of AUSTRALIA / NEW ZEALAND NATIONAL DIFFERENCES;

Attachment 5: 8 pages of U.S.A. AND CANADA NATIONAL DIFFERENCES;

Attachment 6: 2 pages of SINGAPORE NATIONAL DIFFERENCES;

Attachment 7: 1 page of SAUDI ARABIA NATIONAL DIFFERENCES;

Attachment 8: 5 pages of CHINA NATIONAL DIFFERENCES.

Summary of testing:

The sample(s) tested complies with the requirements of IEC 62368-1:2018.

All test data are copied from original test report SZES230800493601 dated on 2023-09-07, with the following changes and/or additions:

- Added power board version 2, which is identical with original power board version1 except for updating Line Choke (L9902), see table 4.1.2 List of critical components for details.
- Added main board 715GE382 type A, 715GE382 type B, 715GE276 and 715GE198 type B.
- Added Alt. base.
- Added model No. "Q27G4, Q27G4XN, 27G4X, Q27G4X" which is identical with original model No. except for model name.

After comparison, additional tests 5.4.1.4 & 9.3, Annex B.2.5, Annex B.3,2 and Annex Q.1 need to be evaluated for EUT with power board version 2 & main board 715GE276, additional tests Annex B.2.5, Annex B.4 and Annex Q.1 need to be evaluated for EUT with power board version 2 & main board 715GE198 type B, additional tests Annex B.2.5 and Annex Q.1 need to be evaluated for EUT with power board version 2 & main board 715GE382 type A & 715GE382 type B, and still complied with the requirement of standard covered in this report.

Representative model(s) for full testing: 27G4.

Heating test: Tma = 40 °C (Declared by manufacturer).

T-type thermocouple used for temperature measurement.

Operation mode under test: Unless otherwise specified, all tests were carried out with three vertical bar products three equidistant vertical white bars on a black background and maximum brightness and contrast.

Remark:

There are two versions power board and five version main board for this product:

| Power board | Main board |
|---|-----------------|
| 715G7610 version1, 715G7610 version2 | 715GE198 type A |
| | 715GE198 type B |
| | 715GE276 |
| | 715GE382 type A |

| | |
|--|---|
| | 715GE382 type B |
| <p>The power board 715G7610 version2 is identical with power board 715G7610 version1 except for updating Line Choke (L9902).</p> | |
| <p>Tests performed (name of test and test clause):</p> <p><input checked="" type="checkbox"/> 4. General requirements</p> <p><input checked="" type="checkbox"/> 5. Electrically-caused injury</p> <p><input checked="" type="checkbox"/> 6. Electrically-caused fire</p> <p><input type="checkbox"/> 7. Injury caused by hazardous substances</p> <p><input checked="" type="checkbox"/> 8. Mechanically-caused injury</p> <p><input checked="" type="checkbox"/> 9. Thermal burn injury</p> <p><input checked="" type="checkbox"/> 10. Radiation</p> <p><input checked="" type="checkbox"/> Annex B. Normal operating condition tests, abnormal operating condition tests and single fault condition tests</p> <p><input checked="" type="checkbox"/> Annex F.3.9. Performance of Marking test</p> <p><input type="checkbox"/> Annex M. Equipment Containing Batteries And Their Protection Circuits</p> <p><input checked="" type="checkbox"/> Annex P.4 Metallized coatings and adhesives securing parts</p> <p><input checked="" type="checkbox"/> Annex Q. Limited Power Source</p> <p><input checked="" type="checkbox"/> Annex T. Mechanical strength tests</p> <p><input checked="" type="checkbox"/> Annex V. Determination of accessible parts</p> | <p>Testing location:</p> <p>SGS-CSTC Standards Technical Services Co., Ltd. Shenzhen Branch</p> <p>No. 1 Workshop, M-10, Middle Section, Science & Technology Park, Shenzhen, Guangdong, China</p> |
| <p>Summary of compliance with National Differences (List of countries addressed):</p> <p>EU Group Differences, AU, NZ, US, CA, SG, SA, CN, GB</p> <p><input checked="" type="checkbox"/> The product fulfils the requirements of EN IEC 62368-1:2020+A11:2020, AS/NZS 62368.1:2022, UL 62368-1: 2019 Ed.3, CSA C22.2 No. 62368-1: 19 Ed.3, SASO-IEC 62368-1:2020, GB 4943.1-2022, BS EN IEC 62368-1: 2020 + A11: 2020.</p> | |